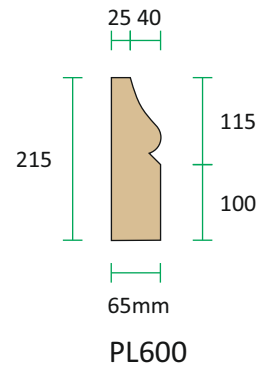
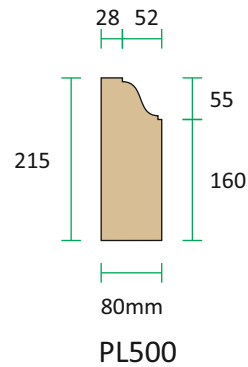
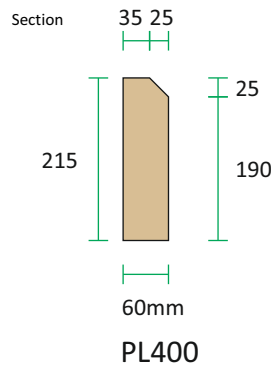
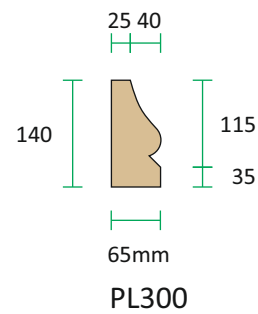
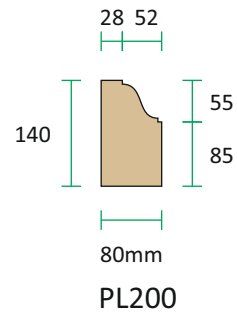
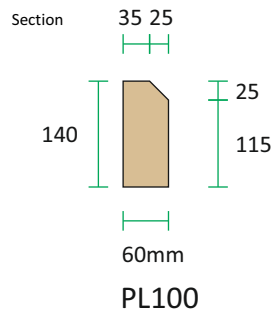



# Ashlar Plinth Course - for retro fitting

We manufacture a wide range of plinth courses, with designs to suit any style of building.

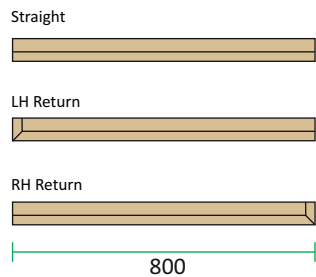


Our Plinth Courses are designed to suit standard brick coursing heights. They are available as straights, handed returns. Please see our Price List for available components.

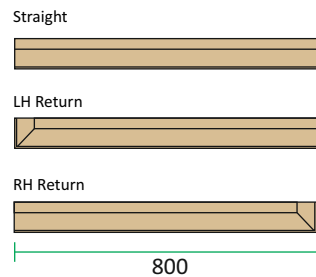
Typical installation detail



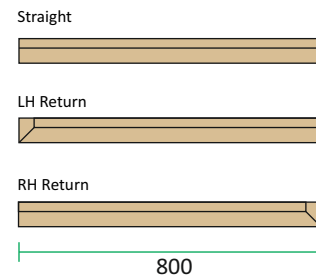
In Plan PL100 & PL400



In Plan PL200 & PL500



In Plan PL300 & PL600



If you require any assistance, please call 01258 472685 and ask to speak to a member of our technical team.