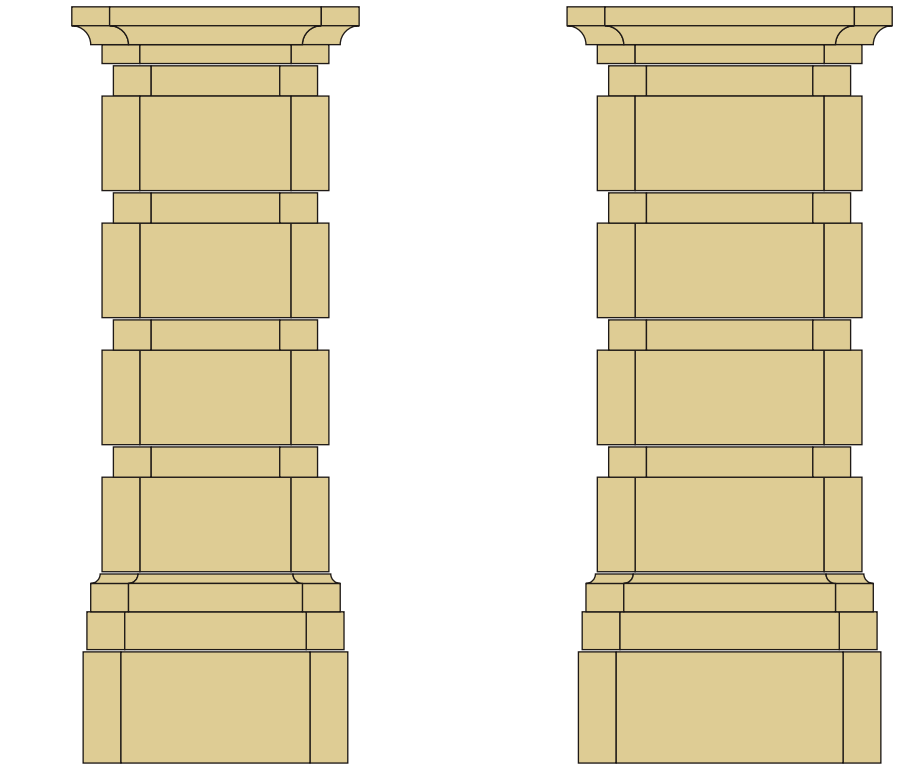
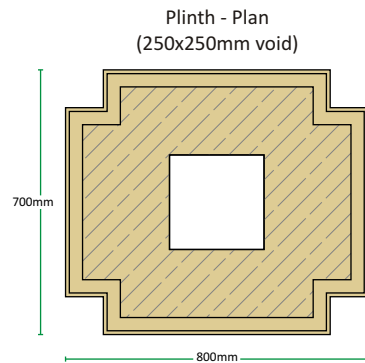
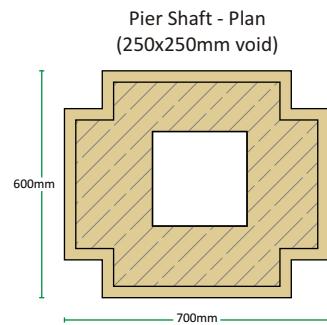
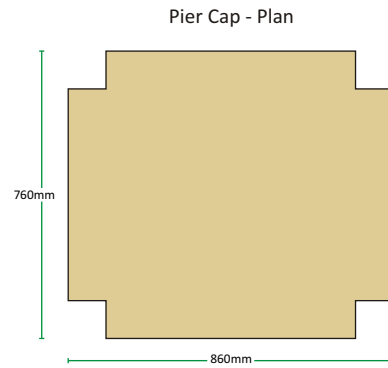


GP70A Gate Pier

Our GP70A Gate Piers are highly decorative, providing an embellished detail to any entrance.



Side Elevation

Front Elevation

GP70A
Overall Height¹ of 2000mm
Dimensions of base 800x700mm
Dimensions of shaft 700x600mm
Dimensions of cap 860x760mm
Internal core of 250mm square
Shaft section height of 330mm
Total weight 1340 kgs

¹ Overall height includes
6no. 6mm mortar joints

All our columns are available in a range of height configurations, please contact a member of our technical team with your requirements on 01258 472685.