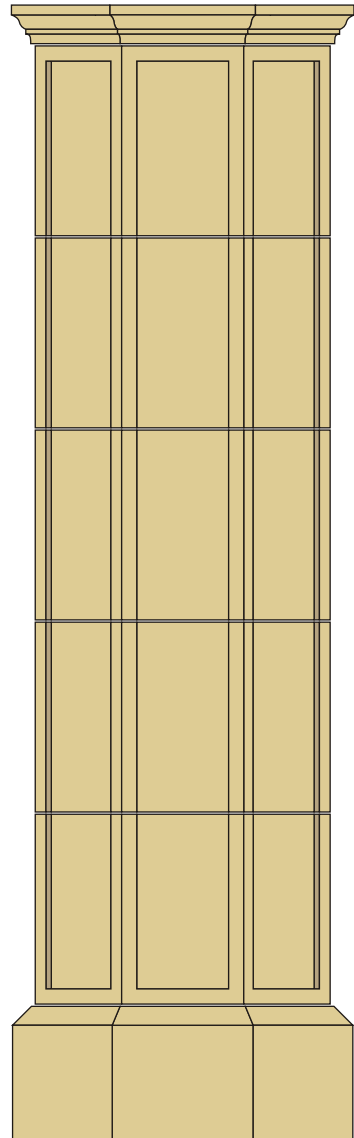
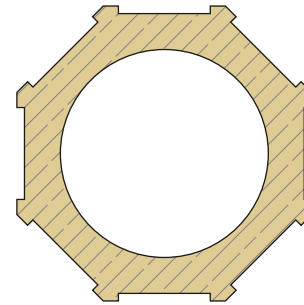


GP90 Gate Pier

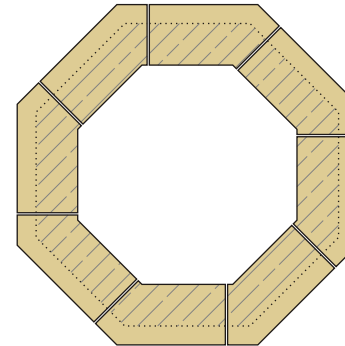
The GP90 Gate Pier offers an individual design for your entrance, complimenting classic and contemporary design.



GP90
Overall Height¹ of 2998mm
Width of base 900mm
Width of shaft 780mm
Width of cap 906mm
Internal core of 550mm diameter
Shaft section height of 502mm
Total weight 1681 kgs



Section through Shaft



Section through Plinth

¹ Overall height includes
7no. 6mm mortar joints

All our columns are available in a range of height configurations, please contact a member of our technical team with your requirements on 01258 472685.